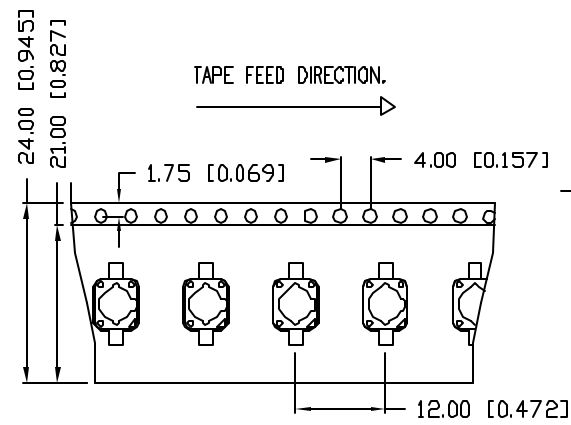
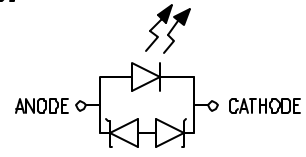
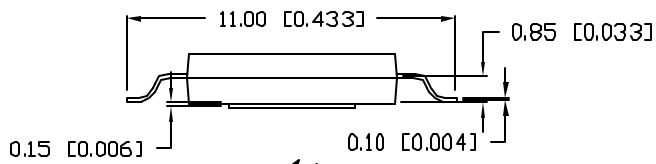
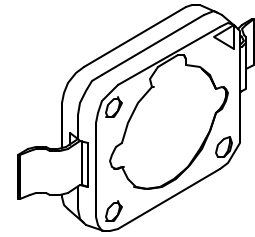
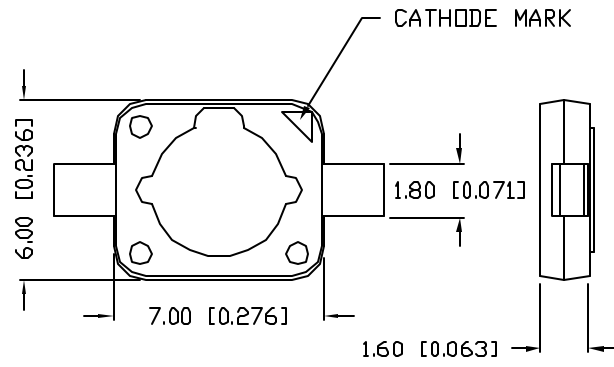
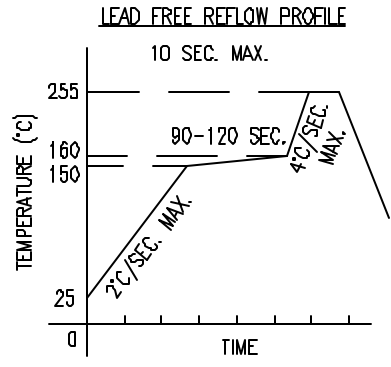


UNCONTROLLED DOCUMENT

PART NUMBER		REV.
SML-LX2723UWC-TR		A
REV.	E.C.N. NUMBER AND REVISION COMMENTS	DATE
A	E.C.N. #11459.	12.07.07



TAPE FEED DIRECTION.



TOTAL TIME ABOVE 220°C IS 60 SECONDS MAX.

NOTE:

250 PICES PER REEL

CAUTION: STATIC SENSITIVE DEVICE  
FOLLOW PROPER E.S.D. HANDLING PROCEDURES  
WHEN WORKING WITH THIS PART.

ELECTRO-OPTICAL CHARACTERISTICS  $T_A=25^\circ\text{C}$

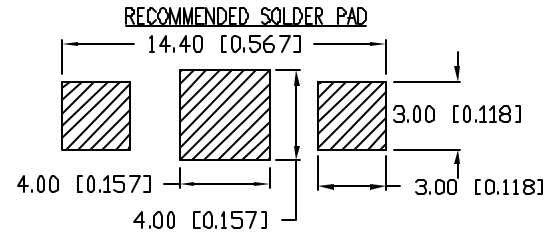
PARAMETER	SYMBOL	MIN	TYP	MAX	UNITS	TEST COND
PEAK WAVELENGTH					nm	
FORWARD VOLTAGE	$V_f$		3.2	4.0	V	$I_f=350\text{mA}$
REVERSE VOLTAGE	$V_r$	5			V	$I_r=10\mu\text{A}$
AXIAL INTENSITY(*1)	$I_v$	23		39	lm	$I_f=350\text{mA}$
CHROMATICITY	X	0.28		0.36		$I_f=350\text{mA}$
COORDINATES(*2)	Y	0.25		0.38		$I_f=350\text{mA}$
VIEWING ANGLE			120		2x theta	
EMITTED COLOR:	WHITE					
EPOXY LENS FINISH:	CLEAR					

\*1. AXIAL INTENSITY TESTING CONDITION: 550nm WAVELENGTH.  
\*2. THE ICI STANDARD COLORIMETRIC SYSTEM.

LIMITS OF SAFE OPERATION AT 25°C

PARAMETER	MAX	UNITS
PEAK FORWARD CURRENT*	500	mA
STEADY CURRENT	350	mA
POWER DISSIPATION	2.1	W
DERATE FROM 25°C	-1.2	mW/°C
OPERATING, STORAGE TEMP.	-40 TO +85	°C

\* $t < 10\mu\text{s}$



UNCONTROLLED DOCUMENT

\*UNLESS OTHERWISE SPECIFIED TOLERANCES PER DECIMAL PRECISION ARE: X=±1 (±0.039), XX=±0.5 (±0.020), XXX=±0.25 (±0.010), XXXX=±0.127 (±0.005), LEAD SIZE=±0.05 (±0.002), LEAD LENGTH=±0.75 (±0.030), MIN.=+DECIMAL PRECISION -0.00, MAX.=+0.00 -DECIMAL PRECISION

REV.	PART NUMBER
A	SML-LX2723UWC-TR

**CONFIDENTIAL INFORMATION**  
THE INFORMATION CONTAINED IN THIS DOCUMENT IS THE PROPERTY OF LUMEX INC. EXCEPT AS SPECIFICALLY AUTHORIZED IN WRITING BY LUMEX INC., THE HOLDER OF THIS DOCUMENT SHALL KEEP ALL INFORMATION CONTAINED HEREIN CONFIDENTIAL AND SHALL PROTECT SAME IN WHOLE OR IN PART FROM DISCLOSURE AND DISSEMINATION TO ALL THIRD PARTIES.



290 E. HELEN ROAD  
PALATINE, IL 60067-6976  
PHONE: +1.847.359.2790  
US WEB: www.lumex.com  
TW WEB: www.lumex.com.tw

7mm X 6mm SURFACE MOUNT HIGH POWER LED,  
ULTRA WHITE , TAPE AND REEL.

**RELIABILITY NOTE**  
OUR MANY YEARS OF EXPERIENCE DATA ACCUMULATION INDICATE THAT SOLDER HEAT IS A MAJOR CAUSE OF EARLY AND FUTURE FAILURE. PLEASE PAY ATTENTION TO YOUR SOLDERING PROCESS.

DRAWN BY:	CHECKED BY:	APPROVED BY:	DATE:
JN			9.04.07
			PAGE: 1 OF 1
			SCALE: N/A